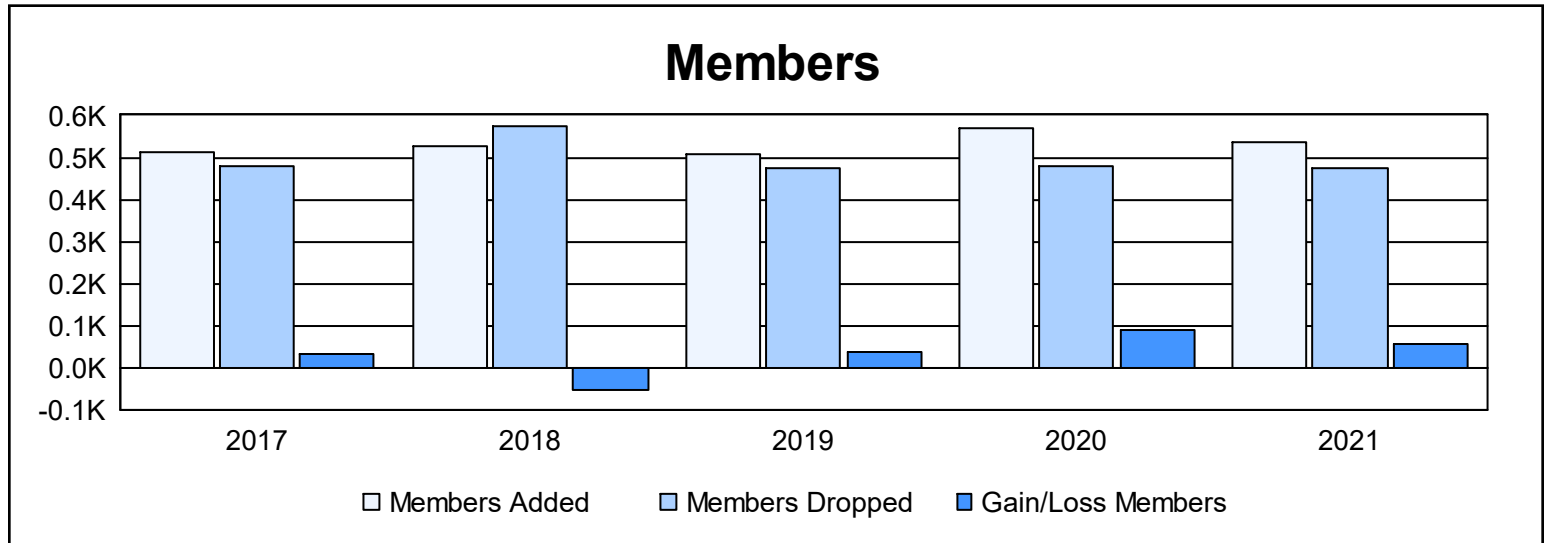
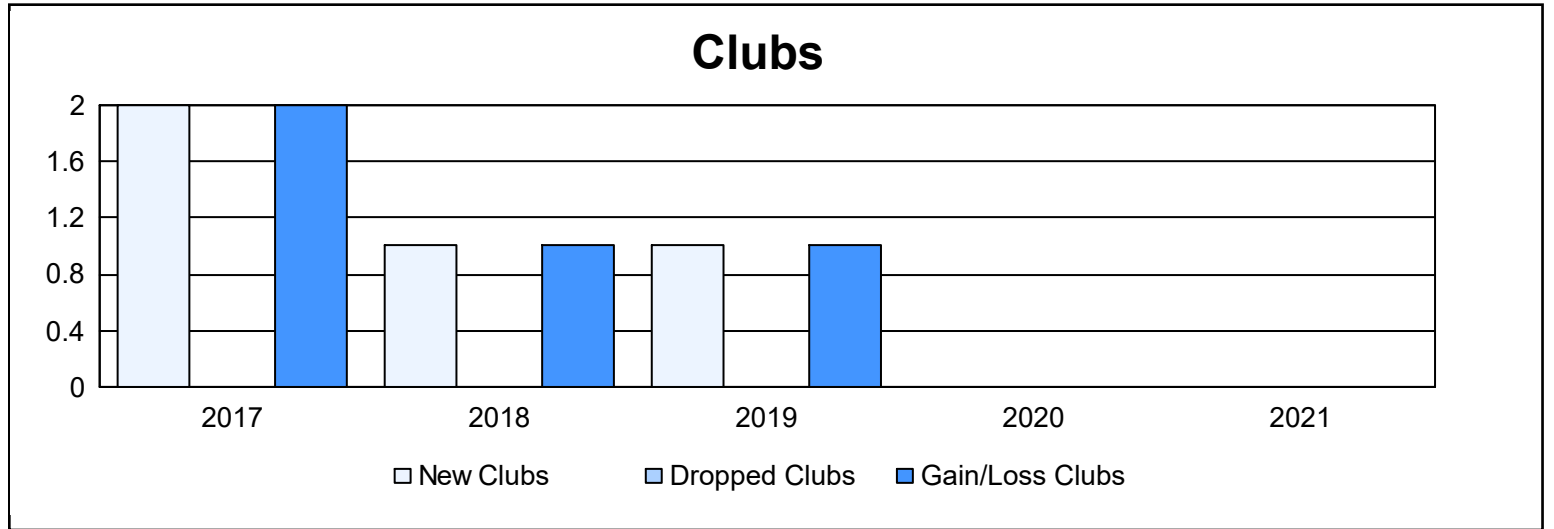
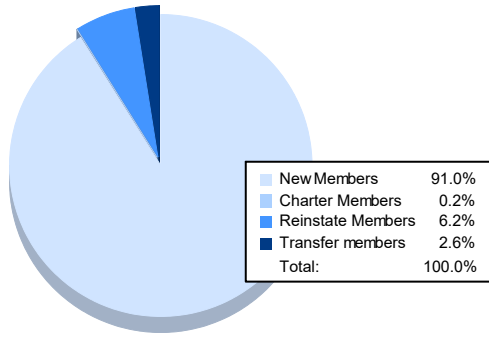


Year	New Clubs	Dropped Clubs	Gain/ Loss Clubs	New Members	Charter Members	Reinstate Members	Transfer Members	Total Member Added	Total Members Dropped	Gain/ Loss Members
2016-2017	2	0	2	411	56	33	11	511	479	32
2017-2018	1	0	1	451	37	28	8	524	575	-51
2018-2019	1	0	1	440	34	27	8	509	472	37
2019-2020	0	0	0	520	8	30	10	568	480	88
2020-2021	0	0	0	486	1	33	14	534	476	58
<b>Average</b>	<b>1</b>	<b>0</b>	<b>1</b>	<b>462</b>	<b>27</b>	<b>30</b>	<b>10</b>	<b>529</b>	<b>496</b>	<b>33</b>



### Membership Composition June 2021 Cumulative



### Gender Composition June 2021 Cumulative

